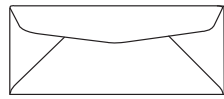


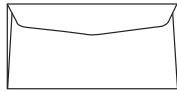
ENVELOPE TEMPLATES

COMMERCIAL

Style	Envelope Size
#6 ¹ / ₄	3 ¹ / ₂ " x 6"
#6 ³ / ₄	3 ⁵ / ₈ " x 6 ¹ / ₂ "
#7	3 ³ / ₄ " x 6 ³ / ₄ "
#7 ³ / ₄	3 ⁷ / ₈ " x 7 ¹ / ₂ "
#8 ⁵ / ₈	3 ⁵ / ₈ " x 8 ⁵ / ₈ "
#9	3 ⁷ / ₈ " x 8 ⁷ / ₈ "
#10	4 ¹ / ₈ " x 9 ¹ / ₂ "
#11	4 ¹ / ₂ " x 10 ³ / ₈ "
#12	4 ³ / ₄ " x 11"
#14	5" x 11 ¹ / ₂ "



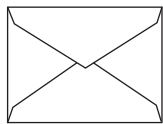
Diagonal Seam



Double Side Seam Web

SOCIAL AND BARONIAL


Style	Envelope Size
4 Baronial	3 ⁵ / ₈ " x 5 ¹ / ₈ "
5 Baronial	4 ¹ / ₈ " x 5 ¹ / ₂ "
Astor	3 ⁵ / ₈ " x 5 ⁵ / ₈ "
5 ¹ / ₂ Baronial	4 ³ / ₈ " x 5 ³ / ₄ "
Belmont	4 ¹ / ₄ " x 6 ¹ / ₄ "
6 Baronial	4 ³ / ₄ " x 6 ¹ / ₂ "
Lee	5 ¹ / ₄ " x 7 ¹ / ₄ "



Baronial

ANNOUNCEMENTS (SQUARE FLAP)

Style	Envelope Size
A2	4 ³ / ₈ " x 5 ³ / ₄ "
A6	4 ³ / ₄ " x 6 ¹ / ₂ "
A7	5 ¹ / ₄ " x 7 ¹ / ₄ "
A8	5 ¹ / ₂ " x 8 ¹ / ₈ "
A10	6" x 9 ¹ / ₂ "
Slimline	3 ⁷ / ₈ " x 8 ⁷ / ₈ "



Announcements

FLAP STYLES



Pointed

Shaped

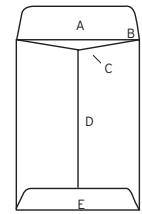
Square

Curved

Hex

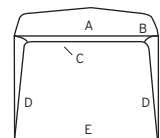
OPEN END CATALOGS

Style	Envelope Size
#7 Glove	4" x 6 ³ / ₈ "
#1 Scarf	4 ⁵ / ₈ " x 6 ³ / ₄ "
#3 Scarf	5" x 7 ¹ / ₂ "
#6 Scarf	5 ¹ / ₂ " x 8 ¹ / ₄ "
#1 Catalog	6" x 9"
#1 ³ / ₄ Catalog	6 ¹ / ₂ " x 9 ¹ / ₂ "
#3 Catalog	7" x 10"
#6 Catalog	7 ¹ / ₂ " x 10 ¹ / ₂ "
#9 ³ / ₄ Catalog	8 ³ / ₄ " x 11 ¹ / ₄ "
#10 ¹ / ₂ Catalog	9" x 12"
#12 ¹ / ₂ Catalog	9 ¹ / ₂ " x 12 ¹ / ₂ "
#13 ¹ / ₂ Catalog	10" x 13"
#14 ¹ / ₂ Catalog	11 ¹ / ₂ " x 14 ¹ / ₂ "
#15 Catalog	10" x 15"
#15 ¹ / ₂ Catalog	12" x 15 ¹ / ₂ "
#10 Policy	4 ¹ / ₂ " x 9 ¹ / ₂ "
#11 Policy	4 ¹ / ₂ " x 10 ³ / ₈ "
#12 Policy	4 ³ / ₄ " x 11"
#14 Policy	5" x 11 ¹ / ₂ "



Open End

A. Seal Flap Length
B. Seal Flap Score
C. Throat
D. Center Seam
E. Bottom Seam

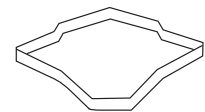


Open Side

A. Seal Flap Length
B. Seal Flap Score
C. Throat
D. Side Seam
E. Back

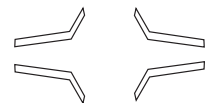
OPEN SIDE BOOKLET

Style	Envelope Size
#3	4 ³ / ₄ " x 6 ¹ / ₂ "
#5	5 ¹ / ₂ " x 8 ¹ / ₈ "
#6	5 ³ / ₄ " x 8 ⁷ / ₈ "
#6 ¹ / ₂	6" x 9"
#6 ³ / ₄	6 ¹ / ₂ " x 9 ¹ / ₂ "
#7 ¹ / ₄	7" x 10"
#7 ¹ / ₂	7 ¹ / ₂ " x 10 ¹ / ₂ "
#9	8 ³ / ₄ " x 11 ¹ / ₂ "
#9 ¹ / ₂	9" x 12"
#10	9 ¹ / ₂ " x 12 ⁵ / ₈ "
#13	10" x 13"



Adjustable Blade

Sheets are squared to exact envelope dimensions and corners are cut away to form envelope shape. Corners are square.



Cutting Terms

High Die - a formed steel die, shaped to one particular size and style envelope only.

PGI DIRECT

When your project is important, GO DIRECT.

www.pgicompanies.com
952.933.5745